

NEW ZEALAND

POPULATION^c

5 172 836

INCOME GROUP^d

High income

GROSS NATIONAL INCOME PER CAPITA

48 610

^c UN World Population Prospects (2023)^d World Bank Income GroupsREPORTED FATALITIES (YEAR)^a:

94 (2022)

WHO ESTIMATED DROWNING FATALITIES (YEAR)^b: 62 (2021)

WHO ESTIMATED DEATH RATE PER

100 000 POPULATION (YEAR)^b:

1.2 (2021)

^a Data from Water Safety New Zealand^b Data from WHO Global Health Estimates. Numbers of deaths have been rounded according to the following scheme: < 100 rounded to nearest 1; 100–999 rounded to nearest 10; 1000–9999 rounded to nearest 100; and ≥ 10 000 rounded to nearest 1000.

GOVERNANCE AND COORDINATION

NATIONAL FOCAL POINT FOR DROWNING PREVENTION



NATIONAL DROWNING PREVENTION STRATEGY



NATIONAL COORDINATION MECHANISM FOR DROWNING PREVENTION



GOVERNMENT SECTORS CONTRIBUTING TO DROWNING PREVENTION:

Health | Police | Transport | Maritime Safety | Disaster Risk Reduction | Education | Accident Compensation Corporation | Local / Regional Government Councils

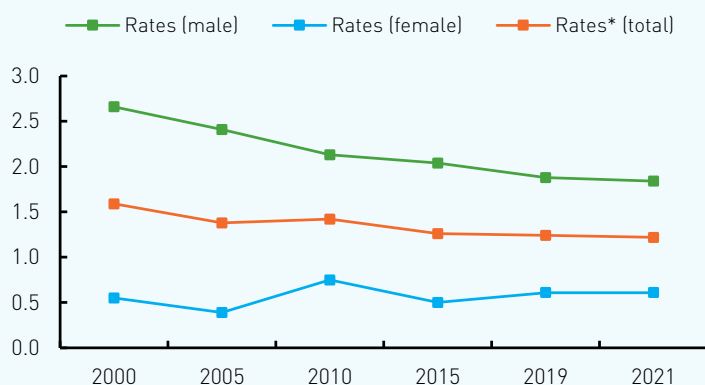
NON-GOVERNMENT SECTORS CONTRIBUTING TO DROWNING PREVENTION:

Lifesaving organizations | Swimming associations | Research organizations | Search and rescue organizations | Fisher associations

POLICY AND LEGISLATION

Policy for disaster risk management which specifies drowning	NO
Legislation for fencing around private swimming pools	NATIONAL
Legislation for fencing around public swimming pools	NATIONAL
Legislation to ensure safety of domestic passenger water transport	NATIONAL
Legislation mandating lifejacket use when boating	SUB-NATIONAL
Regulations preventing alcohol consumption and/or sales near public waterbodies	NO

RATE OF DROWNING DEATHS OVER TIME



* Rate = age standardized death rate

Source: Global Health Estimates Data, 2000–2021

DATA

DROWNING DEATHS CAPTURED IN VITAL REGISTRY SYSTEM



MOST DETAILED NATIONAL DATA SOURCE CAPTURES:

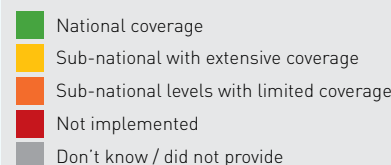
Age of victim		Sex of victim	
Type of water body		Activity at time of drowning	

INTERVENTIONS

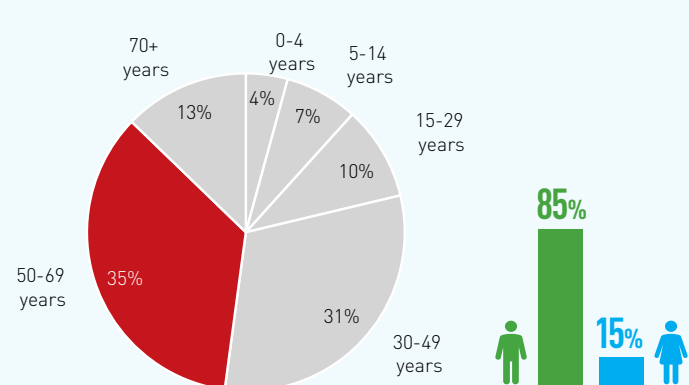
Daycare services provided for pre-school children	
Swimming and water safety included in school curriculum	
Barriers installed to limit access to water	
Lifeguards present at public swimming venues	
Rescue and resuscitation training programmes available	
Operational search and rescue service present	
Free weather alerts available	
Operational disaster warning systems	
Community resilience for managing flood risk exists	
Community disaster resilience programs exist which specify drowning	

AWARENESS RAISING

Drowning prevention mass media campaigns	
Campaigns on child safety	
Campaigns highlighting the dangers of consuming alcohol before or during aquatic activities	



SHARE OF DROWNING DEATHS BY AGE GROUP AND SEX



Source: Water Safety New Zealand (2022)