

MONGOLIA

REPORTED FATALITIES (YEAR)^a:

47 (2023)

WHO ESTIMATED DROWNING FATALITIES (YEAR)^b: 140 (2021)

WHO ESTIMATED DEATH RATE PER

100 000 POPULATION (YEAR)^b:

4.1 (2021)

^a Data from National Emergency Management Agency

^b Data from WHO Global Health Estimates. Numbers of deaths have been rounded according to the following scheme: < 100 rounded to nearest 1; 100–999 rounded to nearest 10; 1000–9999 rounded to nearest 100; and ≥ 10 000 rounded to nearest 1000.

GOVERNANCE AND COORDINATION

NATIONAL FOCAL POINT FOR DROWNING PREVENTION



NATIONAL DROWNING PREVENTION STRATEGY



NATIONAL COORDINATION MECHANISM FOR DROWNING PREVENTION



GOVERNMENT SECTORS CONTRIBUTING TO DROWNING PREVENTION:

Health | Police | Maritime Safety | Environment / Climate | Education | Tourism | Military / Coastguard | Family, Child and Youth Center | National Emergency Management Agency | National Institute of Disaster Research

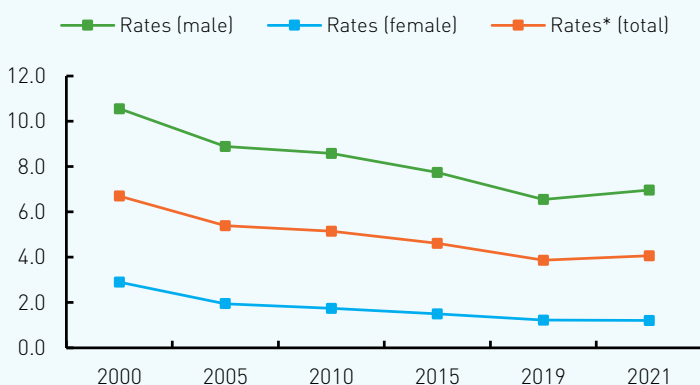
NON-GOVERNMENT SECTORS CONTRIBUTING TO DROWNING PREVENTION:

Swimming associations | Research organizations | Search and rescue organizations | Mongolian Red Cross Society | World Vision Mongolia | Holiday and tour providers

POLICY AND LEGISLATION

Policy for disaster risk management which specifies drowning	NATIONAL
Legislation for fencing around private swimming pools	NO
Legislation for fencing around public swimming pools	NO
Legislation to ensure safety of domestic passenger water transport	NATIONAL
Legislation mandating lifejacket use when boating	SUB-NATIONAL
Regulations preventing alcohol consumption and/or sales near public waterbodies	SUB-NATIONAL

RATE OF DROWNING DEATHS OVER TIME



* Rate = age standardized death rate

Source: Global Health Estimates Data, 2000–2021

POPULATION^c

3 431 932

INCOME GROUP^d

Lower middle income

GROSS NATIONAL INCOME PER CAPITA

4 950

^c UN World Population Prospects (2023)

^d World Bank Income Groups

DATA

DROWNING DEATHS CAPTURED IN VITAL REGISTRY SYSTEM



MOST DETAILED NATIONAL DATA SOURCE CAPTURES:

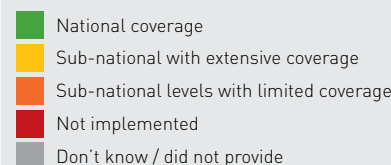
Age of victim	✓	Sex of victim	✓
Type of water body	✓	Activity at time of drowning	✓

INTERVENTIONS

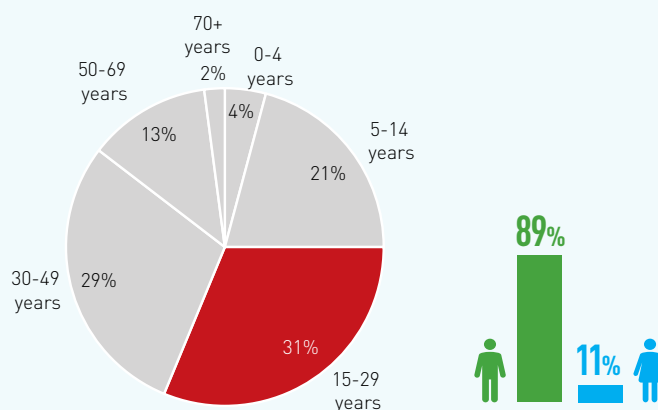
Daycare services provided for pre-school children	■
Swimming and water safety included in school curriculum	■
Barriers installed to limit access to water	■
Lifeguards present at public swimming venues	■
Rescue and resuscitation training programmes available	■
Operational search and rescue service present	■
Free weather alerts available	■
Operational disaster warning systems	■
Community resilience for managing flood risk exists	■
Community disaster resilience programs exist which specify drowning	■

AWARENESS RAISING

Drowning prevention mass media campaigns	■
Campaigns on child safety	■
Campaigns highlighting the dangers of consuming alcohol before or during aquatic activities	■



SHARE OF DROWNING DEATHS BY AGE GROUP AND SEX



Source: National Emergency Management Agency (2023)